


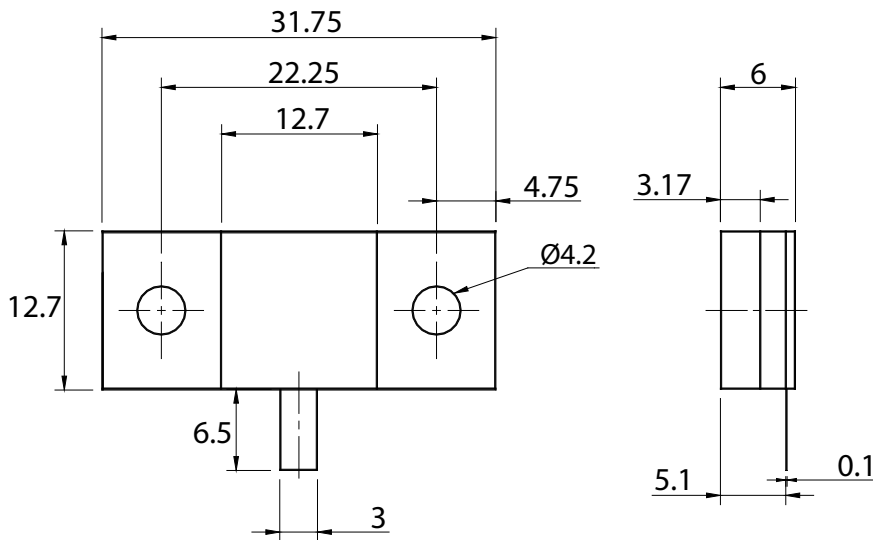
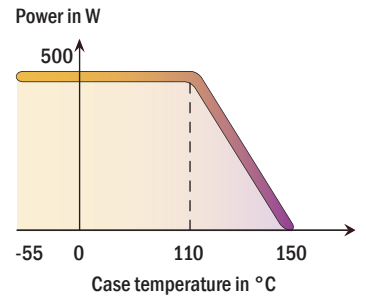
500 W BeO Stripline Termination



Standards
NF C 96-315
MIL-DTL-39030



Substrate	BeO
Resistive film	Thick film
Tab/Plating	Ag
Mounting flange/Plating	Cu/Ni
Cover substrate	Al ₂ O ₃



Dimensions in mm

mm	inch
0.1	0.004
3	0.118
3.17	0.125
4.2	0.165
4.75	0.187
5.1	0.201
6	0.236
6.5	0.256
12.7	0.500
22.25	0.876
31.75	1.25

P/N	Frequency (GHz)	Power (W)	Impedance ($\Omega \pm 5\%$)	Max VSWR
17-0649	2	500	50	1.25

* VSWR ≤ 1.06 at 860 MHz

